

Strip-Curtains.com

STRIP DOOR SYSTEMS TO SUIT ANY APPLICATION!

North Americas Premier Strip Door Manufacture & Distributor



Universal Strip Curtain Hardware (P1) – Quick Snap Bullet Hardware (P1) – Loop Mount Systems (P2) – Sliding Strip Curtains (P4-5) – Stand Off Mount Systems (P3) – Strip Curtain Frames - Hood Enclosures (P6) – Velcro Systems (P7)

Complete Product Line!



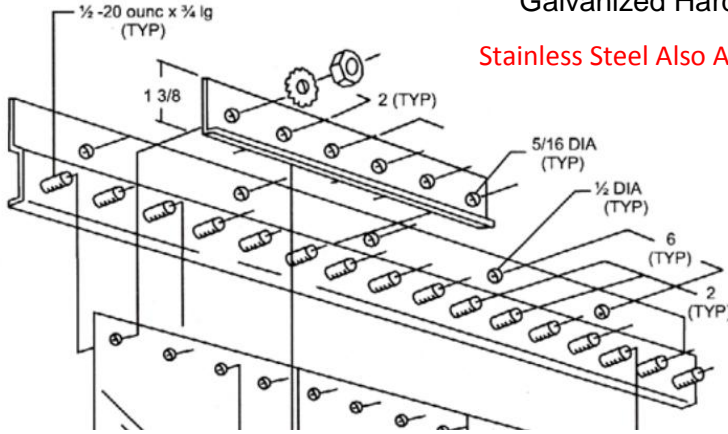
INDUSTRIAL HD- UNIVERSAL STANDARD

Strongest System Available - Ideal for Industrial and High Traffic

Wall Mount

Replace Strips by Removing Retainer Plates - 14 Gauge Galvanized Hardware. Available in 3,4 and 5' lengths...

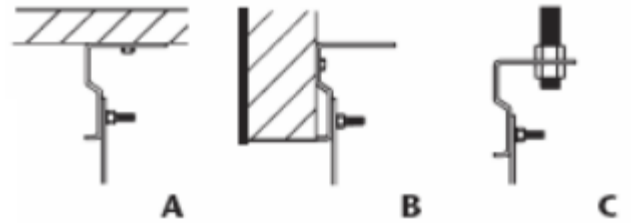
Stainless Steel Also Available



Strips are pinched between Retainer Plate and Studded Hardware. The Industrial HD system in the strongest way to secure strips and thus very common in high traffic applications with machine and/or vehicle traffic (Fork Lifts, Tow Motors, Trucks, etc)

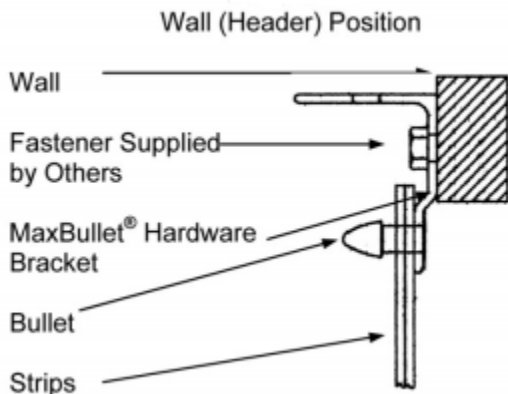


- A - Header Mount
- B - Wall Mount
- C - Suspension Mount




NEW QUICK-SNAP HARDWARE!

Simply Snap Strips Into Position - Medium Traffic



Less Tools Required ...Makes Installation Faster...Ideal when frequent strip replacement is required. Common for doors up to 10' H in Food Service Applications

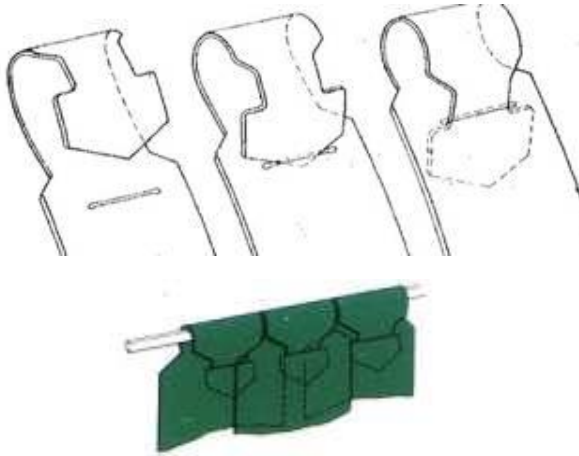


Upgrade to Powder Coated for a Commercial Look

EASY LOOP SYSTEM (LOW PROFILE) – PRE CONFIGURED OVERLAP!

Slide Around A Pipe or Bar — Self Fastening!

Wall or Header Mount



Looped strips are common in 4", 6" and 8" widths

Tongue and Groove Construction lets each individual strip lock over mounting bar with a simple twist of the wrist.


Patented Loop™ Design

Patented Loop™ strip attachments satisfy two major needs – safety and installation ease. Special safety release design releases strips from mounting on bars, if caught on a vehicle passing through, before the entire bracket assembly is dislodged.

Also, tongue-and-groove construction lets each individual strip lock over the mounting bar with a simple twist of the wrist. All hardware is included, and no special tools are required. Common in food service applications and applications where strips can be hung around a rod/tube or flat bar. Also common for applications where standard overlap is required....Customer will often provide their own bar.

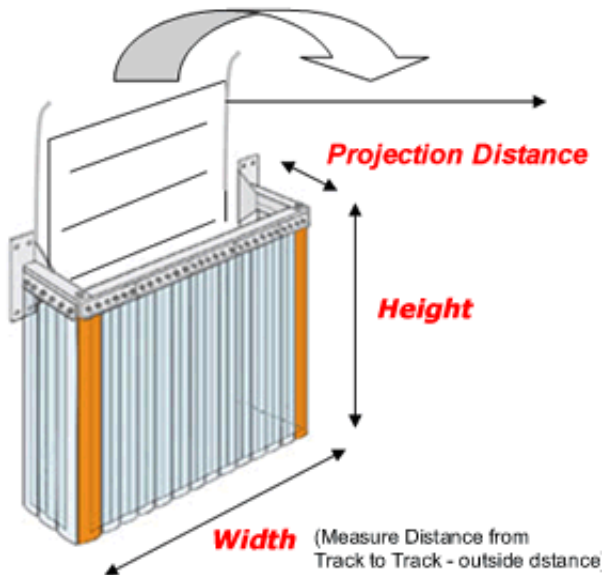


Aluminum Rail Shown is 1.5" X 1/4"
Also see Cooler Case Curtains p. 7



1" Tubular Rod Shown

STAND OFF MOUNT SYSTEMS - **ALLOWS A STRIP DOOR TO BE INSTALLED AROUND AN** **OVERHEAD DOOR!**



Stand Off Strip Door Design

Stand-off Mount Hardware allows for installation of a strip door for a doorway where there is an existing conventional roll-up door. The Stand-off hardware brackets are installed on either side of the roll-up door hardware. They are available in three stand-off depths 12", 18", and 24" to suit the amount of clearance required for the existing door. When measuring for a stand-off door, 3 measurements are necessary....1) Track to Track Distance, (Outside to Outside), meaning the track that the overhead door rolls on...2) Projection Distance and 3) The Height....

A 3 Sided Enclosure is created around the overhead door

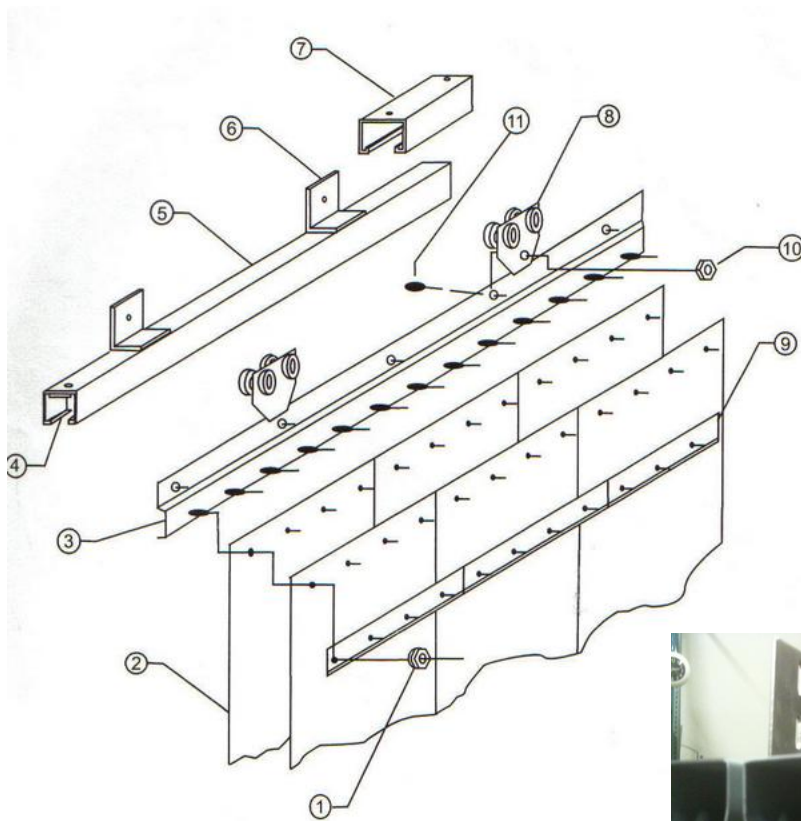


12" Projection Bracket ...Strips
attach to the sides


14" , 16" , 24" Available

SLIDING SYSTEMS – BI PASSING – BI PARTING

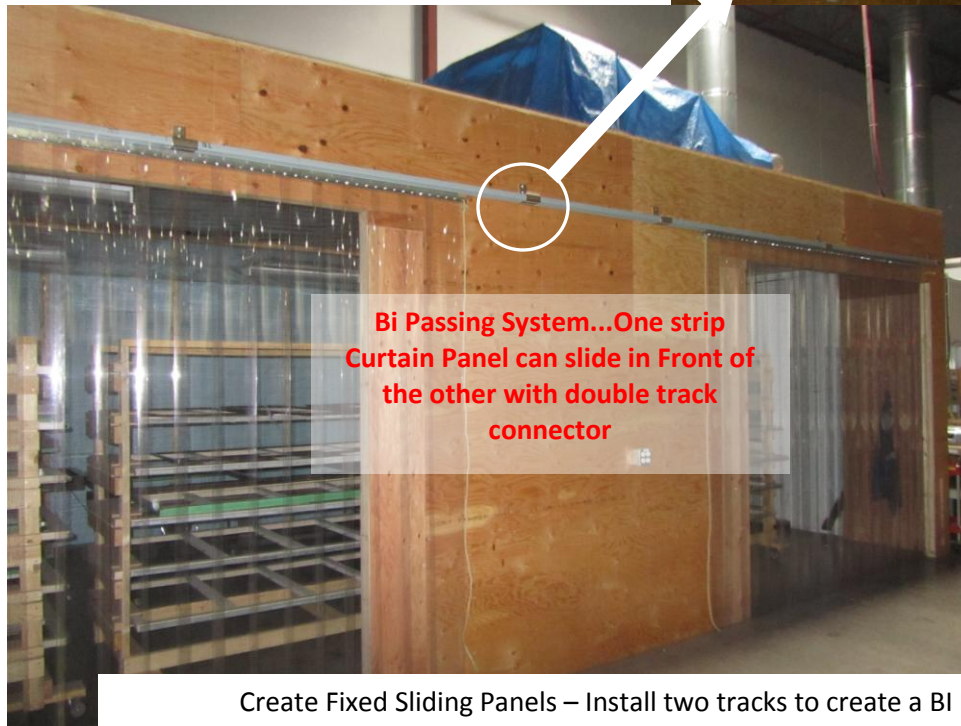
Ball Bearing Wheel Trolleys Allow for Sliding Strip Curtains !



1. 1 – Lock Nuts
2. PVC Strips
3. Mounting Plate
4. End Track Stop
5. RT – Track
6. Wall Mount Bracket
7. Splice Connector
8. Steel 4 Wheel Trolley
9. Retainer Plate - Strip Clamp
10. Nut
11. Bolt



Heavy Duty 4 Wheel Ball Bearing Trolleys (16 ST)



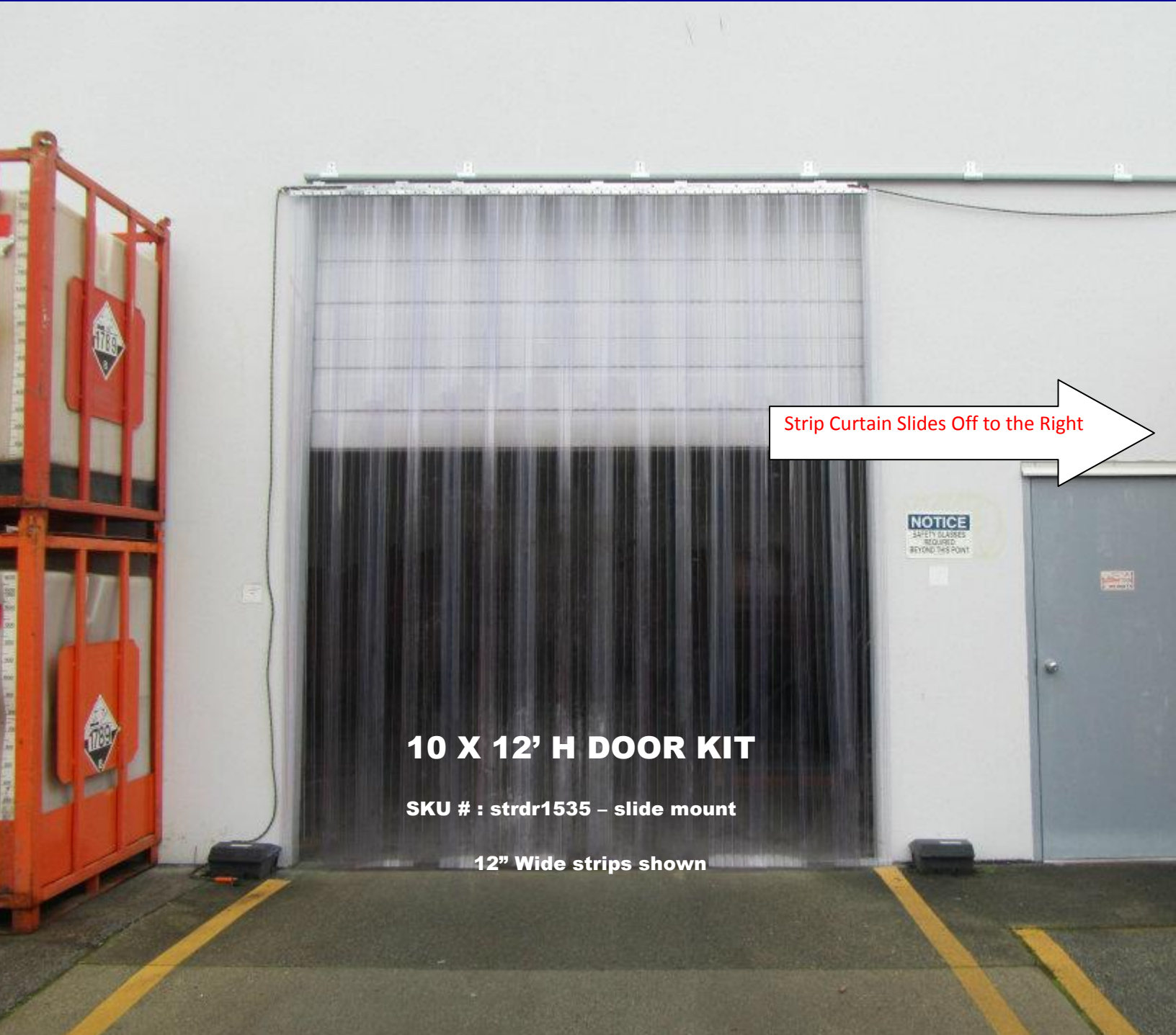
Bi Passing System...One strip Curtain Panel can slide in Front of the other with double track connector



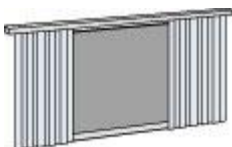
Create Fixed Sliding Panels – Install two tracks to create a BI PASSING system.

SLIDING SYSTEMS – SINGLE SLIDING

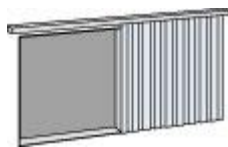
Slide Your Strip Curtains To The Left or Right



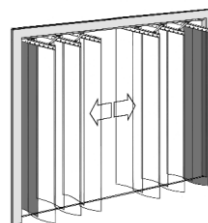
Bi Parting Fixed Panel



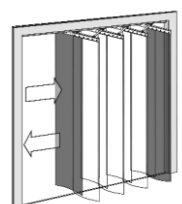
Single Sliding Fixed Panel



Bi Parting Accordion




Single Sliding Accordion




See
Next
Page

Accordion Strip Curtains

Limited Space ? Strip Curtains Retract and Condense...

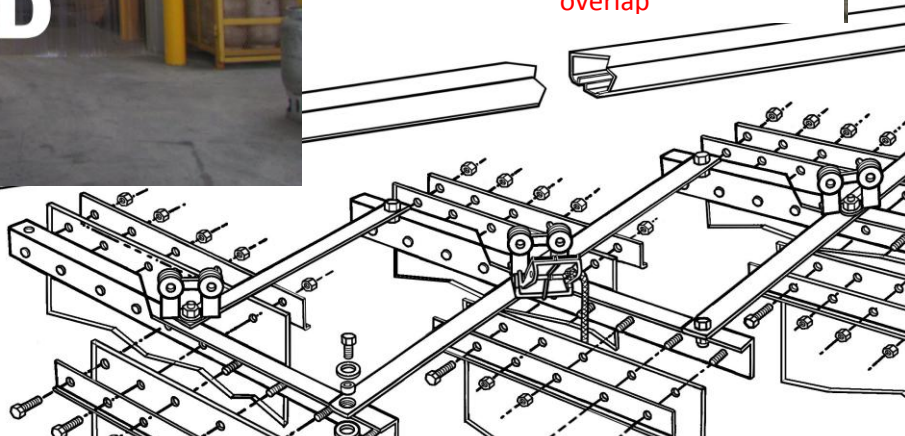


Strips Retract into 10-15% of space



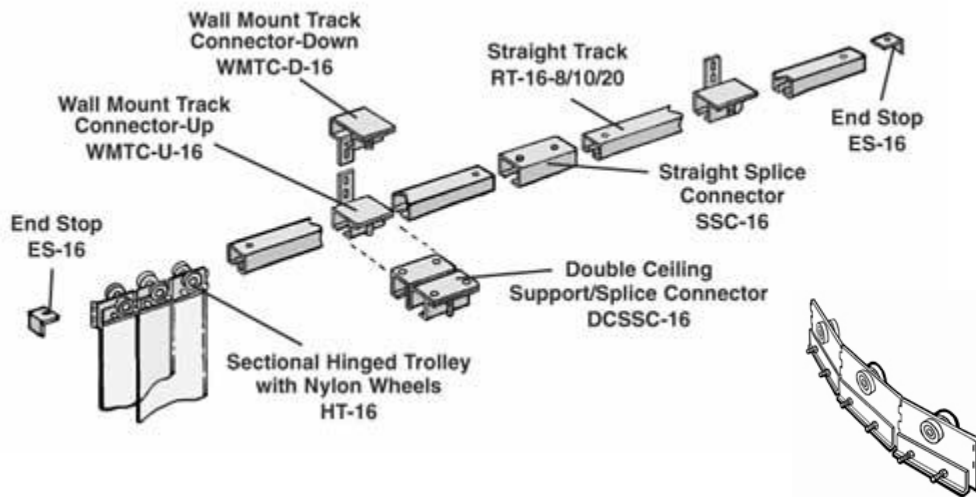
Heavy Duty 12 " strips with 67% (4") overlap

ACCORDION STRIP CURTAINS ARE IDEAL WHEN THERE IS LIMITED SPACE NEXT TO AN OPENING. Accordion systems can be face mounted, header mounted or mounted onto a projection bracket assembly....



NEED TO SLIDE AROUND A RADIUS ? Sectional Hinged Trolley Systems Also Available

Sectional Hinged Hardware comes in 12" sections and is ideal when strips need to slide around a radius (90 deg bend).



MODULAR STRIP CURTAIN FRAMES Create Enclosures - Curtain Walls

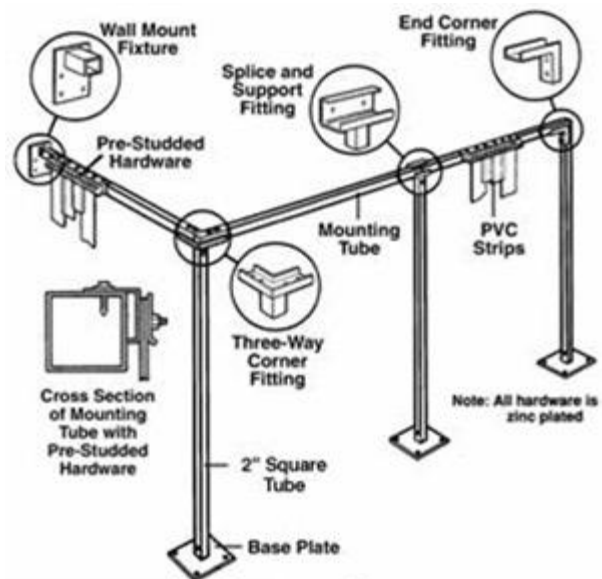
Face Mount Strip Door Hardware attaches to cross beam



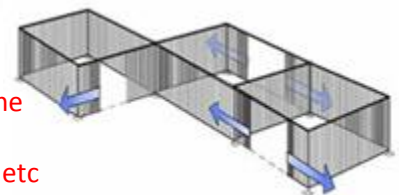
Clear Transparent
Curtain for
Top

Strip Curtains for
Bottom

8" X .08" Strips Shown



Frames are suitable for machine enclosures, privacy rooms, welding cubicles, clean rooms, etc



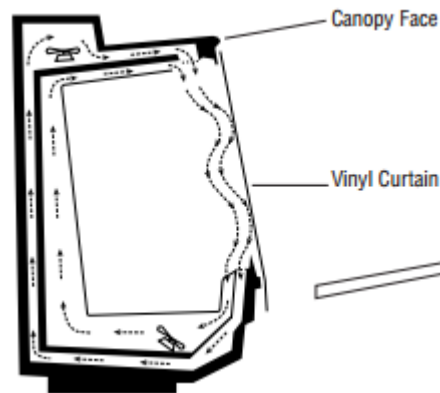
Strip-Curtains.com

Velcro Curtains - Easy to Apply
Keep your Reach In Coolers Cold & your Isles Warm !



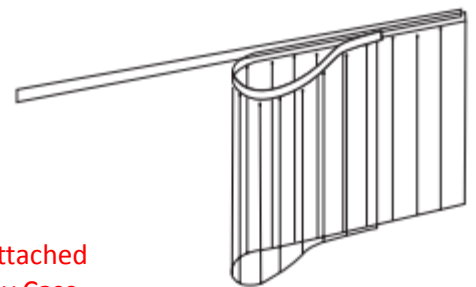
Velcro Strip Curtains are a simple Solution to Seal your open cooler...providing savings in hydro...and reducing pre-mature food spoilage.

- Extends product shelf life
- Maintains constant holding temperature
- Slash compressor running time
- Create a more comfortable customer environment
- See-through thin gauge PV Lowers energy costs by cutting refrigeration costs



Simply Peel back the Velcro to access the cooler for product socking or cleaning...

6" X .06" Vinyl Strips are attached on the canopy of the display Case and overhang the bottom...



SUPERMARKETS – CONVENIENCE STORES – FOOD MARKETS